

HIGH-DEFINITION HYSTEROSCOPY

FOR A HIGH
STANDARD
OF CARE.

Our next-generation TruClear™
hysteroscopes were designed with
your technique — and the patient
experience — in mind



TruClear™ Elite Hysteroscope Mini
(6 mm outer diameter)



TruClear™ Elite Hysteroscope Plus
(7,25 mm outer diameter)

Product information guide

Medtronic
Further, Together

ELITE SCOPES MADE TO COMPLEMENT YOUR ELITE SKILLS.

When we develop a new technology, we start by listening. We ask clinicians how we can improve their experience so they can provide a better standard of care.

That's how we developed our next-generation TruClear™ Elite hysteroscopes — the latest technology to join the TruClear™ system family of products.

We've equipped them with a rod-lens optical system to give you high-definition hysteroscopy. And we've added new design features to support patient comfort.

TruClear™ Elite hysteroscopes. They're an integral part of our commitment to helping you overcome challenges in gynecologic health.



A COMPREHENSIVE APPROACH

The TruClear™ hysteroscopic system is a complete technology platform. It can facilitate several minimally invasive procedures, including:

- Myomectomy
- Retained Products of Conception Evacuation
- Diagnostic Visual D&C and Endometrial Biopsy
- Polypectomy

HIGH-DEFINITION HYSTEROSCOPY.

A long working channel to enable easy access to the entire uterus — including the cornua and fundal wall

Disposable seal to minimize leakage and keep the surgeon dry



Built-in continuous flow to optimize visibility and eliminate floating tissue for a clear operative field

Rod lens optical system to deliver high-definition (HD) images

Anatomically designed angled tip for easy insertion through the cervical canal into the uterus

DESIGNED FOR FLEXIBILITY

TruClear™ Elite hysteroscopes can be used in the office or the OR. They are easy to assemble, simple to use, and don't require additional accessories. Plus, they provide benefits such as:

- A long working channel to enable access with most patient populations — including high-BMI patients
- A small outer diameter so they require little to no dilation
- A disposable seal for convenient post-procedure cleaning



TWO SIZES FOR **MORE PROCEDURAL OPTIONS.**

TruClear™ Elite hysteroscopes come in two sizes to suit your procedural needs




TruClear™ Elite Hysteroscope Mini

6 mm outer diameter (OD)
3 mm working channel
201.1 mm working length



TruClear™ Elite Hysteroscope Plus

7.25 mm outer diameter (OD)
4 mm working channel
201.1 mm working length



ONE COMPLETE SYSTEM FOR DIAGNOSIS AND TREATMENT OF INTRAUTERINE ABNORMALITIES

The TruClear™ system is a complete technology platform for hysteroscopy procedures. It brings together high-performance scopes — like TruClear™ Elite hysteroscopes — and incisionless tissue removal with advanced fluid management. Together, they deliver access and clarity so you can do what you do best: treat patients.

Performance of TruClear™ Elite hysteroscopes is optimized when used with these devices:

TruClear™ Hysteroscopic Tissue Removal System


The TruClear™ system offers a complete technology platform for the removal of a range of intrauterine abnormalities. It includes a control unit, handpiece, and footswitch.



Tissue Removal

TruClear™ soft and dense tissue shaver devices provide:


- Simultaneous tissue cutting and aspiration to reduce procedure time
- Proprietary suction control to minimize fluid loss
- Pathology-specific options



Fluid Management

The next generation HysteroLux™ fluid management system:

- Enhances safety by indicating critical deficit levels, pressure levels, and deficit changes with an audible alarm and on-screen messages
- Simplifies setup with a user-friendly touchscreen† and eliminates the need for an external vacuum source with integrated suction
- Optimizes distention†




† Compared to our legacy fluid management system.

COMPETITIVE COMPARISON

TruClear™ Elite hysteroscopes outperform MyoSure™* hysteroscopes in several key areas

	TruClear™ Elite Hysteroscope Mini	MyoSure™* Hysteroscope†	TruClear™ Elite Hysteroscope Plus	MyoSure™* XL Hysteroscope†
Outer diameter (OD)	6 mm	6,25 mm	7,25 mm	7,25 mm
Continuous flow	Yes	No	Yes	No
Working length	201,1 mm	184 mm	201,1 mm	184 mm
Angled distal tip	Yes	No	Yes	No
Optics	Rod Lens	Rod Lens	Rod Lens	Rod Lens
Compatible blade styles	Rotary/ Reciprocating	Reciprocating	Rotary/ Reciprocating	Reciprocating



† All specifications for the MyoSure™ hysteroscopes are based on instructions and content generated by Hologic, Inc.

INDICATIONS/ CONTRAINDICATIONS

Indications for Use

TruClear™ Elite hysteroscopes are used to permit viewing of the cervical canal and the uterine cavity for the purpose of performing diagnostic and operative procedures.

Contraindications

Acute pelvic inflammatory disease.

Contraindications to Hysteroscopy

Hysteroscopy may be contraindicated by the following conditions, depending on their severity or extent:

- Inability to distend uterus
- Cervical stenosis
- Cervical/vaginal infection
- Uterine bleeding or menses
- Known pregnancy
- Invasive carcinoma of the cervix
- Recent uterine perforation
- Medical contraindication or intolerance to anesthesia

Contraindications to Endometrial Ablation

Hysteroscopic endometrial ablation, whether by laser or electrosurgery, should not be undertaken without adequate training, preceptorship, and clinical experience. Additionally, endometrial biopsy should be performed prior to any ablation. The following clinical conditions can significantly complicate hysteroscopic endometrial ablation:

- Adenomatous endometrial hyperplasia
- Uterine leiomyoma
- Severe adenomyosis
- Pelvic pain (subtle PID)
- Uterine anomalies

Contraindications to Hysteroscopic Myomectomy

Hysteroscopic myomectomy should not be undertaken without adequate training, preceptorship, and clinical experience. The following clinical conditions can significantly complicate hysteroscopic myomectomy:

- Severe anemia
- Inability to circumnavigate a myoma due to myoma size (e.g., predominantly intramural myomas with small submucous components)

If CO₂ gas is used as a distension medium, operative hysteroscopy is contraindicated due to the risk of gas embolization.

ORDERING INFORMATION

Part Number	Product
72204879	TruClear™ Elite hysteroscope plus (7.25 mm OD)
72204878	TruClear™ Elite hysteroscope mini (6 mm OD)
72205051	TruClear™ Elite hysteroscope seal (box of 5)
72205067	TruClear™ Elite working channel insert plus
72205066	TruClear™ Elite working channel insert mini
90505001	TruClear™ Elite retaining cap
90505000	TruClear™ Elite stopcock replacement set

Bring hysteroscopy in HD to your procedures.

For more information, call your Medtronic sales representative.

TruClear™ system is a Medtronic product. Product packaging and labeling reflect Covidien.
Covidien is a subsidiary of Medtronic.

Medtronic

IMPORTANT: Please refer to the package insert for complete instructions, contraindications, warnings and precautions.

© 2018 Medtronic. All rights reserved. Medtronic, Medtronic logo and Further, Together are trademarks of Medtronic.

™** Third party brands are trademarks of their respective owners. All other brands are trademarks of a Medtronic company.

18-weu-truclear-elite-vac-brochure-2615672

[medtronic.com/covidien/en-gb/index.html](https://www.medtronic.com/covidien/en-gb/index.html)