

Puritan Bennett™

980 Series Ventilator

Li-ion Battery Pack Handling, Storage and Replacement



U.S. Patents: www.covidien.com/patents.

© 2019 Covidien. All rights reserved.

COVIDIEN, COVIDIEN with logo, and Covidien logo and Positive Results for Life are U.S. and internationally registered trademarks of Covidien AG. ^{TM*} brands are trademarks of their respective owner. Other brands are trademarks of a Covidien company.

The information contained in this addendum is the sole property of Covidien and may not be duplicated without permission. This addendum may be revised or replaced by Covidien at any time and without notice. Ensure this addendum is the most current applicable version. If in doubt, contact Covidien's technical support department.





While the information set forth herein is believed to be accurate, it is not a substitute for the exercise of professional judgment.

The ventilator should be operated and serviced only by trained professionals. Covidien's sole responsibility with respect to the ventilator and software, and its use, is as stated in the limited warranty provided.

Nothing in this document shall limit or restrict in any way Covidien's right to revise or otherwise change or modify the equipment (including its software) described herein, without notice. In the absence of an express, written agreement to the contrary, Covidien has no obligation to furnish any such revisions, changes, or modifications to the owner or user of the equipment (including its software) described herein.

Covidien is a Medtronic company.

Symbols

	This device is for sale by or on the order of a physician
	CE Mark—Signifies compliance with Medical Device Directive 93/42/EEC
	European Community (EC) authorized representative
	Manufacturer—Ventilator manufacturer

1. Li-ion Battery Pack Handling, Storage and Replacement

1.1. Handling, Storage and Maintenance

Lithium-ion (Li-ion) battery packs (P/N 10086042) handling, storage and maintenance is recommended as follows:

- Battery packs should be installed in the ventilator or compressor (if the option is installed) while connected to AC Power to maintain charge, whether the ventilator is operating, in standby, or off.
- Battery packs not installed in a ventilator should have the charge level checked prior to use. This can be done by pressing the charge level button. Refer to Section 3.6 of the PB980 Operator's Manual and [Figure 1](#). It is recommended that battery packs displaying a charge level equivalent to one LED or fewer be fully charged prior to patient use.
- Battery pack life will be reduced if the battery pack is repeatedly allowed to fully deplete.
- Battery packs that display a red fault LED (noted in Section 3.6 of the PB980 Operator's Manual) should not be used.
- Battery packs that are not installed in a ventilator should be stored in the orientation illustrated in [Figure 1](#) and in Section 3.6 of the PB980 Operator's Manual.

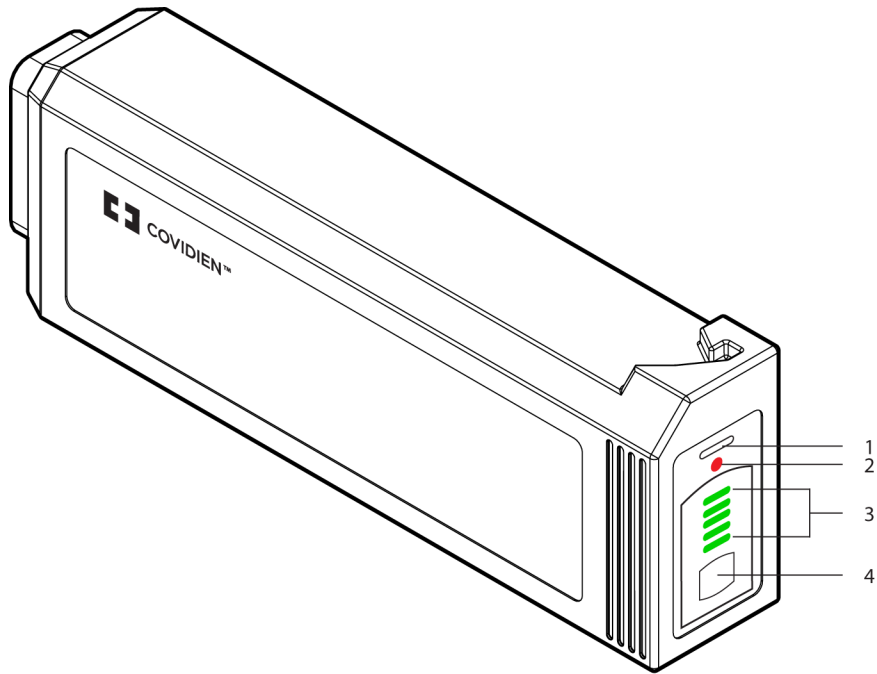
1.2. Replacement and Disposal

Li-ion battery pack (P/N 10086042) replacement and disposal:

In Section 3.6 of the PB980 Operator's Manual, users are reminded to replace the battery pack every 3 years from date of manufacture and dispose of the battery packs according to local regulations. The date of manufacture is reflected within the serial number sequence found on the battery pack. Refer to [Figure 2](#) for guidance on how to determine this date or follow the use-by date indicated on the battery pack labeling.

If the battery pack is within the battery life of 3 years from date of manufacture and a battery fault occurs, it will be indicated by an illuminated red fault LED or on the ventilator status display. In this event, contact our service experience group (rs.serviceexperience@medtronic.com) to arrange for return and replacement of the battery pack.

Figure 1. Battery charge level



VEN_10327_B

- | | |
|--------------------------------|-----------------------------|
| 1. White battery in use LED | 3. Green charge status LEDs |
| 2. Red battery fault indicator | 4. Charge level button |

Figure 2. Battery date of manufacture



VEN_12723_A

- | | |
|---------------------------|--------------------------|
| 1. Year | 3. Text |
| 2. Week number (XX of 52) | 4. Build sequence number |

The date of manufacture of the battery is contained in the serial number. The serial number is listed on the side of the battery near the connection point. The serial number consists of 10 alphanumeric characters and provides the following information: 2-character year, 2-character week.



Covidien Ilc,
15 Hampshire Street, Mansfield, MA 02048 USA
www.covidien.com
+1 800 255 8522 [T]

EC REP Covidien Ireland Limited,
IDA Business & Technology Park, Tullamore, Ireland.



PT00121773

© 2019 Covidien. All rights reserved.
PT00121773 Rev. A
2020-04-28