

Medtronic

autoLog IQ™
Autotransfusion system

Simply
genius



Intelligent, easy, adaptable



- Connectivity feature
- For use in cardiac, orthopedic, spine surgery and all other addressed blood salvage procedures
- Cost effective STANDBY1 kit solution

High blood quality delivered, **automatically.**

The ingeniously simple **autoLog IQ™ autotransfusion system** delivers high-quality blood consistently, case after case – no manual settings or adjustments required.*

Just one bowl size. One kit. One button to push for a cell salvage process that automatically adjusts to help maximize hematocrit** and minimize waste,*** even at low volume. In emergencies or complex cases, you have the flexibility to adjust vacuum and wash settings.

All this in a unit that's so compact, user-friendly and easy to operate, it's ideal for operators of all experience levels, in surgical settings throughout the hospital.

Intelligent

Consistent delivery of high-quality blood product, automatically.

Easy

Allows for a wider range of operators throughout the hospital.

Adaptable

Small, mobile, ergonomic - fits into virtually any operating space.

Autotransfusion: critical in today's environment

As clinical and financial factors drive greater scrutiny of blood usage, the use of autotransfusion is growing throughout the hospital.¹⁻⁴

Clinical

- Reduces transmission of blood-borne disease⁵
- Lowers risk of transfusion reaction⁵
- Helps address blood shortages²

Financial

- Reduces use of costly blood products²
- Helps reduce cost of transfusion-related reactions⁵
- Reduces costs associated with clerical errors⁶

Expanding

- Growing awareness of transfusion cost²
- Pressure to reduce use of blood product²
- Expanded use by operators in more hospital settings³

* Standard wash

** Compared to allogeneic blood

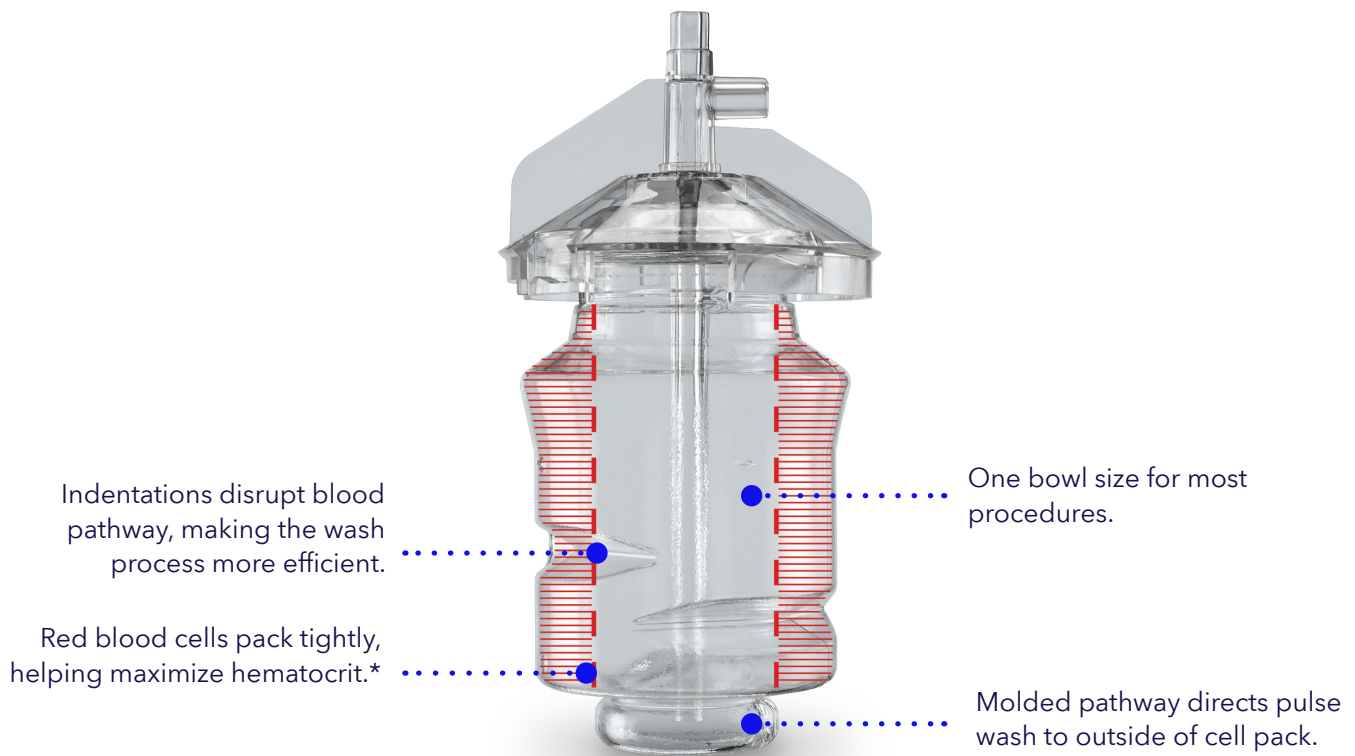
*** Compared to legacy autoLog system

Blood processing so intelligent, it's in a category by itself.

The **autoLog IQ™ autotransfusion system** uses **dynamic cell salvage**, a technology that's categorically different than other devices.

Using algorithm-driven **intelligent blood sensing**, it makes micro adjustments automatically during processing to help maximize hematocrit and washout*, and minimize waste.**

This dynamic process is **proven to recover high-quality blood**, fast.†



Intellipath bowl
135 mL volume per cycle

Consistently
excellent results†

Blood quality/Hematocrit

- Hematocrit of washed product: **59-65%**
- Heparin washout: **98%**
- Fat removal: **99%**

Recovery rate (speed)

- Standard wash: **≈3.4 min**
- Fast wash: **≈2.25 min**
- Emergency wash: **≈1.45 min**

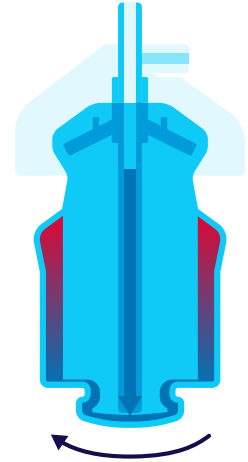
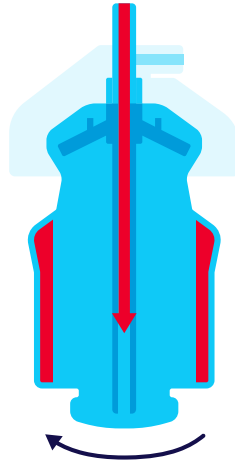

* Compared to allogeneic blood

** Compared to legacy autoLog system

† Medtronic data on file. 10537321DOC, 10604136DOC, 10577687DOC. Heparin washout and fat removal data is from '30%' inlet hematocrit 'standard wash' testing.

Dynamic cell salvage

Dynamic cell salvage combines three unique components.



Intellipath bowl

The Intellipath Bowl is engineered to help maximize hematocrit,* minimize hemolysis generated by the autoLog IQ™ system, and enhance efficiency of the wash process.

- Indentations disrupt the blood pathway to separate red blood cells from other components
- One 135 mL bowl is used for most cases.

Adaptive two-stage fill

To achieve high hematocrit with less waste, the autoLog IQ system fills the bowl in two stages.

Stage One: The system does an initial fill, at a fill rate of 600 mL/min. It pauses briefly to compact red blood cells.

Stage Two: The system adjusts the fill speed, depending on hematocrit.

- Low hematocrit: ≥ 225 mL - fills at 250 mL/min
- High hematocrit: < 225 mL - fills at 600 mL/min


Pulse wash

The pulse wash makes the wash process more efficient by adjusting the saline pulse volume, depending on the density of the cell pack.

- The system detects cell pack characteristics and adjusts pulse length automatically.
- Standard wash volume is 250 mL for all situations.

Manual adjustment

In the vast majority of cases you run, the autoLog IQ system provides high-quality blood for return to patients automatically. But for complex or emergency cases, you **can manually adjust vacuum and wash settings instantly** from a touchscreen menu.




* Compared to allogeneic blood

Ingenious design makes it simple.

The genius of the **autoLog IQ™ autotransfusion system** is that it makes the complex process of returning high-quality blood to patients reliable, consistent and simple.

It's exceptionally small, light, and maneuverable – fitting comfortably in cramped environments. It demands little attention while in use, freeing operators to focus on other tasks during surgery. And with just one bowl size, the autoLog IQ system simplifies ordering and storage.



Connectivity feature: autoLog IQ data downloaded directly in the Quantum System Workstation



Handle converts to wash kit holder



7-inch touchscreen, intuitive user interface



USB port to download patient records



Lay-flat kit setup secures tubing placement



Removable front storage for supplies including another microstorage tray for small items



Optional bar code scanner



Storage for 2 wash kits and reservoir



Stores up to 100 patient case records

A circular inset image showing a screenshot of the device's data interface. The interface has a dark blue background with white text. It displays a table of patient case records with columns for Case date, Patient ID, and Bowls. There are also buttons for Filter, Showing all cases, Select all, Select none, and Details.

Case date	Patient ID	Bowls
09MAR17		0
09MAR17		0
09MAR17		0
09MAR17	NG845649374565849384	0
08MAR17	GG198385939580012394	26
07MAR17	RR000485048578048553	7

Cost effectiveness
STANDBY1 kit



High-quality service and support, delivered consistently

Medtronic is proud to offer equipment services and support structured in a way that meets individualized hospital needs through multi-tiered offerings. Highly-trained Medtronic service and support professionals, with specialized diagnostic tools and rigorous processes, help to:

- Accurately diagnose issues
- Identify and mitigate risks
- Optimize performance
- Extend the lifecycle of the equipment

Ordering information

autoLog IQ™ system product codes

Part #	Description	Qty/ box
ATLGIQ1	autoLog IQ™ Autotransfusion System-Non US	1
STANBY1	Collection kit 4 Liter Hardshell Blood Collection Reservoir with 40 micron filter including the Suction/ Anticoagulation Line and Vacuum Line Extension	1
ATL2001	Wash Kit	6
BT725	Suction/Anticoagulation Line	10
BT1000SC	Blood Holding Bag	24
ELUWB1	Waste Bag	10
EL2120	Hardshell Blood Collection Reservoir with 120 micron filter	6
EL240	Hardshell Blood Collection Reservoir with 40 micron filter	6
EL400	4 Liter Hardshell Cardiotomy Reservoir with 120 micron filter	6
EL402	4 Liter Hardshell Cardiotomy Reservoir with 20 micron filter	6
EL404	4 Liter Hardshell Cardiotomy Reservoir with 40 micron filter	6
ATLHBIO	Hardshell Reservoir Holder	1
E302	IV Pole Reservoir Holder For use with all EL Series Hardshell Reservoirs	1
BCSIQ	Bar Code Scanner	1

One source packs

Part #	Description	Qty/ box
ATLS21	Includes One of Each	4
ATL2001	Wash Kit	
BT725	Suction/Anticoagulant Line	
EL2120	4 Liter Hardshell Blood Collection Reservoir with 120 micron filter	
ATLS24	Includes One of Each	4
ATL2001	Wash Kit	
BT725	Suction/Anticoagulant Line	
EL240	4 Liter Hardshell Blood Collection Reservoir with 40 micron filter	
ATLS00	Includes One of Each	4
ATL2001	Wash Kit	
BT725	Suction/Anticoagulant Line	
EL400	4 Liter Hardshell Cardiotomy Reservoir with 120 micron filter; 1/4" and 3/8" prime ports	
ATLS02	Includes One of Each	4
ATL2001	Wash Kit	
BT725	Suction/Anticoagulant Line	
EL402	4 Liter Hardshell Cardiotomy Reservoir with 20 micron filter; 1/4" and 3/8" prime ports	
ATLS04	Includes One of Each	4
ATL2001	Wash Kit	
BT725	Suction/Anticoagulant Line	
EL404	4 Liter Hardshell Cardiotomy Reservoir with 40 micron filter; 1/4" and 3/8" prime ports	


autoLog IQ™ system accessories product codes

For connectivity features, please contact a Medtronic representative.

Part #	Description	Qty/ box
BTC93	Suction and Anticoagulation Line including "Y" Adaptor with 1/4" Outlet Lines	1
BTC96	Suction and Anticoagulation with Step-down 3/8" - 1/4" Adaptor	1
BT926	Reservoir "Y" Adaptor with 1/4" Outlet Lines	20
BTC946	Straight Step-down 3/8" - 1/4" Connector	20
BTC920	Tandem Cardiotomy "Y" Connector	20
BTC945	Transfer Spike with 3-way Stopcock	20
BT133	Vacuum Line Extension 2 meters Length	10
BT133F	Vacuum Line Extension 2 meters Length with 2-micron filter	10

Technical information

Electrical classification	Class I, Type BF (suction/anticoagulant line), Ordinary, Continuous operation
Power	Voltage: 100 V~ to 240 V~ Frequency: 50 Hz / 60 Hz Phase: Single; Current: 10 VA to 425 VA Fuses: 7 A / 250 V slow blow, 3AG, 200 A breaking capacity (Littelfuse 0313007.MXP or equivalent) Power cord: 3 prong hospital grade connector (varies by geography)
Speed, flow rate and pressure	Centrifuge: 0 rpm to 10 000 rpm (±5%) Pump: 0 mL/min to 1 000 mL/min (±5%) Vacuum: -10 mmHg to -370 mmHg ±(5% +8 mmHg)
Weight sensor	Self-start: 800 mL ±200 mL
Dimensions	69 cm (27 in) wide x 80.5 cm (31.7 in) high (without IV pole) x 42.5 cm (16.7 in) deep
Weight (device including IV pole)	50 kg (110 lb)
IP rating	IPX1
Temperature limit	Operational: 15°C to 30°C (59°F to 86°F) Storage (clinic): 15°C to 30°C (59°F to 86°F) Storage (warehouse): 15°C to 30°C (59°F to 86°F) Transit: -35°C to 60°C (-31°F to 140°F)
Humidity range	Operational: 25% to 70% noncondensing Storage (clinic): 25% to 70% Storage (warehouse): 10% to 90% Transit: 10% to 90%
Pressure range	Operational: 80 kPa to 101 kPa (11.6 psi to 14.6 psi) Storage (clinic): 80 kPa to 101 kPa (11.6 psi to 14.6 psi) Storage (warehouse): 80 kPa to 101 kPa (11.6 psi to 14.6 psi) Transit: 59.5 kPa to 106 kPa (8.6 psi to 15.3 psi)



References

1. Blood Facts and Statistics. (n.d.). Retrieved February 15, 2018, from <http://www.redcrossblood.org/learn-about-blood/blood-facts-and-statistics>.
2. Shander, A., Hofmann, A., Ozawa, S., Theusinger, O. M., Gombotz, H., & Spahn, D. R. (2010). Activity-based costs of blood transfusions in surgical patients at four hospitals. *Transfusion*, 50(4), 753-765.
3. Friedman, R., Homering, M., Holberg, G., & Berkowitz, S. D. (2014). Allogeneic blood transfusions and postoperative infections after total hip or knee arthroplasty. *The Journal of Bone and Joint Surgery. American Volume*, 96(4), 272-278.
4. Meybohm, P., Choorapoikayil, S., Wessels, A., Herrmann, E., Zacharowski, K., & Spahn, D. R. (2016). Washed cell salvage in surgical patients. *Medicine*, 95(31).
5. Sahu, S., Hemlata, & Verma, A. (2014). Adverse events related to blood transfusion. *Indian Journal of Anaesthesia*, 58(5), 543-551.
6. Dionigi, G., Boni, L., Rovera, F., Rausei, S., Cuffari, S., Cantone, G., Bacuzzi, A., Dionigi, R. (2009). Effect of perioperative blood transfusion on clinical outcomes in hepatic surgery for cancer. *World Journal of Gastroenterology*, 15(32), 3976-3983.

See the device manual for detailed information regarding the instructions for use, indications, contraindications, warnings, precautions, and potential adverse events. For further information, contact your local Medtronic representative and/or consult the Medtronic website at www.medtronic.eu.

For applicable products, consult instructions for use on www.medtronic.com/manuals. Manuals can be viewed using a current version of any major internet browser. For best results, use Adobe Acrobat® Reader with the browser.

This information is intended only for users in markets where Medtronic products and therapies are approved or available for use as indicated within the respective product manuals. Content on specific Medtronic products and therapies is not intended for users in markets that do not have authorization for use.