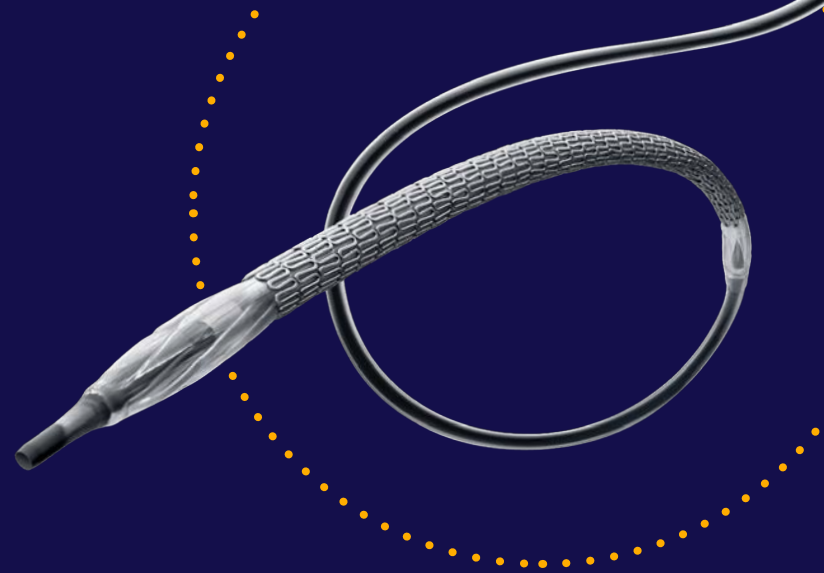


Medtronic

Over-the-wire (OTW)

Resolute Onyx™ DES

Product ordering information



(240)RONYX20008W
RONYX20008W

(240)RONYX20012W
RONYX20012W

(240)RONYX20015W
RONYX20015W

(240)RONYX20018W
RONYX20018W

(240)RONYX20022W
RONYX20022W

(240)RONYX20026W
RONYX20026W

(240)RONYX20030W
RONYX20030W

(240)RONYX22508W
RONYX22508W

(240)RONYX22512W
RONYX22512W

(240)RONYX22515W
RONYX22515W

(240)RONYX22518W
RONYX22518W

(240)RONYX22522W
RONYX22522W

(240)RONYX22526W
RONYX22526W

(240)RONYX22530W
RONYX22530W

(240)RONYX22534W
RONYX22534W

(240)RONYX22538W
RONYX22538W

(240)RONYX25008W
RONYX25008W

(240)RONYX25012W
RONYX25012W

(240)RONYX25015W
RONYX25015W

(240)RONYX25018W
RONYX25018W

(240)RONYX25022W
RONYX25022W

(240)RONYX25026W
RONYX25026W

(240)RONYX25030W
RONYX25030W

(240)RONYX25034W
RONYX25034W

(240)RONYX25038W
RONYX25038W

(240)RONYX27508W
RONYX27508W

(240)RONYX27512W
RONYX27512W

(240)RONYX27515W
RONYX27515W

(240)RONYX27518W
RONYX27518W

(240)RONYX27522W
RONYX27522W

(240)RONYX27526W
RONYX27526W

(240)RONYX27530W
RONYX27530W

(240)RONYX27534W
RONYX27534W

(240)RONYX27538W
RONYX27538W

(240)RONYX30008W
RONYX30008W

(240)RONYX30012W
RONYX30012W

(240)RONYX30015W
RONYX30015W

(240)RONYX30018W
RONYX30018W

(240)RONYX30022W
RONYX30022W

(240)RONYX30026W
RONYX30026W

(240)RONYX30030W
RONYX30030W

(240)RONYX30034W
RONYX30034W

(240)RONYX30038W
RONYX30038W

(240)RONYX35008W
RONYX35008W

(240)RONYX35012W
RONYX35012W

(240)RONYX35015W
RONYX35015W

(240)RONYX35018W
RONYX35018W

(240)RONYX35022W
RONYX35022W

(240)RONYX35026W
RONYX35026W

(240)RONYX35030W
RONYX35030W

(240)RONYX35034W
RONYX35034W

(240)RONYX35038W
RONYX35038W

(240)RONYX40008W
RONYX40008W

(240)RONYX40012W
RONYX40012W

(240)RONYX40015W
RONYX40015W

(240)RONYX40018W
RONYX40018W

(240)RONYX40022W
RONYX40022W

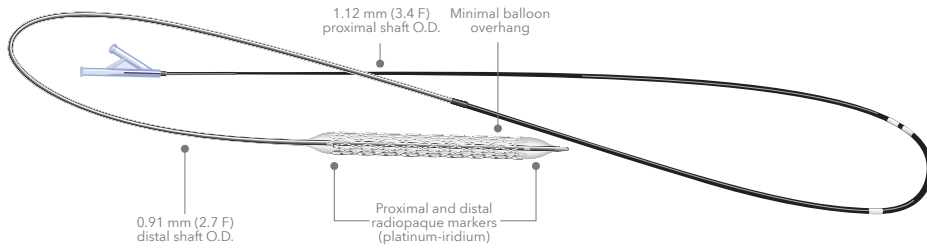
(240)RONYX40026W
RONYX40026W

(240)RONYX40030W
RONYX40030W

(240)RONYX40034W
RONYX40034W

(240)RONYX40038W
RONYX40038W

Resolute Onyx DES – OTW coronary stent system



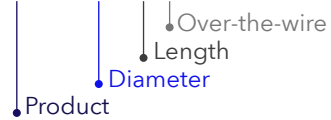
5 F min. guide catheter I.D.: 1.4 mm (0.056 in)

General characteristics:

Supplied sterile.
Items per box: 1

Resolute Onyx DES product code

RONYX22508W



Stent diameter (mm)	Stent length (mm)								
	8	12	15	18	22	26	30	34	38
2.00	RONYX20008W	RONYX20012W	RONYX20015W	RONYX20018W	RONYX20022W	RONYX20026W	RONYX20030W	–	–
2.25	RONYX22508W	RONYX22512W	RONYX22515W	RONYX22518W	RONYX22522W	RONYX22526W	RONYX22530W	RONYX22534W	RONYX22538W
2.50	RONYX25008W	RONYX25012W	RONYX25015W	RONYX25018W	RONYX25022W	RONYX25026W	RONYX25030W	RONYX25034W	RONYX25038W
2.75	RONYX27508W	RONYX27512W	RONYX27515W	RONYX27518W	RONYX27522W	RONYX27526W	RONYX27530W	RONYX27534W	RONYX27538W
3.00	RONYX30008W	RONYX30012W	RONYX30015W	RONYX30018W	RONYX30022W	RONYX30026W	RONYX30030W	RONYX30034W	RONYX30038W
3.50	RONYX35008W	RONYX35012W	RONYX35015W	RONYX35018W	RONYX35022W	RONYX35026W	RONYX35030W	RONYX35034W	RONYX35038W
4.00	RONYX40008W	RONYX40012W	RONYX40015W	RONYX40018W	RONYX40022W	RONYX40026W	RONYX40030W	RONYX40034W	RONYX40038W

Indications

The Resolute Onyx™ Zotarolimus-Eluting Coronary Stent System is indicated for improving coronary luminal diameters in patients, including those with diabetes mellitus or high bleeding risk, with symptomatic ischemic heart disease due to de novo lesions of length ≤ 35 mm in native coronary arteries with reference vessel diameters of 2.0 mm to 5.0 mm. In addition, the Resolute Onyx™ Zotarolimus-Eluting Coronary Stent System is indicated for treating de novo chronic total occlusions.

Contraindications

The Resolute Onyx™ Zotarolimus-Eluting Coronary Stent System is contraindicated for use in: * Patients with a known hypersensitivity or allergies to aspirin, heparin, bivalirudin, clopidogrel, prasugrel, ticagrelor, ticlopidine, drugs such as zotarolimus, tacrolimus, sirolimus, everolimus, or similar drugs or any other analogue or derivative * Patients with a known hypersensitivity to the cobalt-based alloy (cobalt, nickel, chromium, and molybdenum) or platinum-iridium alloy * Patients with a known hypersensitivity to the BioLinX™ polymer or its individual components * Coronary artery stenting is contraindicated for use in: * Patients in whom antiplatelet and/or anticoagulation therapy is contraindicated * Patients who are judged to have a lesion that prevents complete inflation of an angioplasty balloon or proper placement of the stent or stent delivery system

Warnings

* Please ensure that the inner package has not been opened or damaged as this would indicate the sterile barrier has been breached. * The use of this product carries the same risks associated with coronary artery stent implantation procedures, which include subacute and late vessel thrombosis, vascular complications, and/or bleeding events. * This product should not be used in patients who are not likely to comply with the recommended antiplatelet therapy.

Precautions

* Only physicians who have received adequate training should perform implantation of the stent. * Subsequent stent restenosis or occlusion may require repeat catheter-based treatments (including balloon dilatation) of the arterial segment containing the stent. The long-term outcome following repeat catheter-based treatments of previously implanted stents is not well characterized. * The risks and benefits of the stent implantation should be assessed for patients with a history of severe reaction to contrast agents. * Do not expose or wipe the product with organic solvents such as alcohol. * The use of a drug-eluting stent (DES) outside of the labeled indications, including use in patients with more tortuous anatomy, may have an increased risk of adverse events, including stent thrombosis, stent embolization, MI, or death. * Care should be taken to control the position of the guide catheter tip during stent delivery, stent deployment, and balloon withdrawal. Before withdrawing the stent delivery system, confirm complete balloon deflation using fluoroscopy to avoid arterial damage caused by guiding catheter movement into the vessel. * Stent thrombosis is a low-frequency event that is frequently associated with myocardial infarction (MI) or death. Data from the RESOLUTE clinical trials have been prospectively evaluated and adjudicated using the definition developed by the Academic Research Consortium (ARC).

The safety and effectiveness of the Resolute Onyx™ stent have not yet been established in the following patient populations: * Patients with target lesions that were treated with prior brachytherapy or the use of brachytherapy to treat in-stent restenosis of a Resolute Onyx™ stent * Women who are pregnant or lactating * Men intending to father children * Pediatric patients below the age of 18 years * Patients with coronary artery reference vessel diameters of < 2.0 mm or > 5.0 mm * Patients with evidence of an acute ST-elevation MI within 72 hours of intended stent implantation * Patients

with vessel thrombus at the lesion site * Patients with lesions located in a saphenous vein graft, in the left main coronary artery, ostial lesions, or bifurcation lesions * Patients with diffuse disease or poor flow distal to identified lesions * Patients with three-vessel disease

The safety and effectiveness of the Resolute Onyx™ stent have not been established in the cerebral, carotid, or peripheral vasculature. Additionally, the safety and effectiveness of using atherectomy devices with Resolute Onyx™ stent have not been established. The effect of potential drug interactions on the safety or effectiveness of the Resolute Onyx™ stent has not been investigated. Potential interactions of the Resolute Onyx™ stent with other drug-eluting or coated stents have not been evaluated and should be avoided whenever possible.

Clinical studies of the Resolute™ stent did not suggest any significant differences in safety and effectiveness for male and female patients and did not include sufficient numbers of patients to assess for differences in safety and effectiveness due to ethnicity.

Oral Antiplatelet Therapy

Dual antiplatelet therapy (DAPT) using a combination treatment of aspirin with a P2Y12 platelet inhibitor after percutaneous coronary intervention (PCI), reduces the risk of stent thrombosis and ischemic cardiac events, but increases the risk of bleeding complications. The optimal duration of DAPT (specifically a P2Y12 platelet inhibitor in addition to aspirin) following DES implantation is unknown, and DES thrombosis may still occur despite continued therapy. It is very important that the patient is compliant with the post-procedural antiplatelet recommendations.

Per 2016 ACC/AHA guidelines,¹ a daily aspirin dose of 81 mg is recommended indefinitely after PCI. A P2Y12 platelet inhibitor should be given daily for at least 6 months in stable ischemic heart disease patients and for at least 12 months in patients with acute coronary syndrome (ACS). Consistent with the DAPT Study,² and the 2016 ACC/AHA guidelines, longer duration of DAPT may be considered in patients at higher ischemic risk with lower bleeding risk. The Academic Research Consortium (ARC) proposed a standardized definition for identifying patients at high bleeding risk (HBR)³. Additionally, evidence from a dedicated study of Resolute Onyx in HBR patients and those who are unable to tolerate long term DAPT after PCI has been published⁴.

Based on the Onyx ONE Clear Analysis, Resolute Onyx is safe and effective in patients at high risk of bleeding treated with one month of DAPT. The patients evaluated in the Onyx ONE Clear Analysis met the pre-defined criteria for high bleeding risk and were those whom in the opinion of their physician, the potential benefit of 1-Month DAPT outweighed the potential risk. In addition to at least one HBR risk factor, enrollment included 48.6% ACS patients (unstable angina 22.8%, Non-STEMI 21.7% and STEMI 4.2%). Decisions about duration of DAPT are best made on an individual basis and should integrate clinical judgment, assessment of the benefit/risk ratio, and patient preference. Premature discontinuation or interruption of prescribed antiplatelet medication could result in a higher risk of stent thrombosis, MI, or death. Before PCI, if premature discontinuation of antiplatelet therapy is anticipated, physicians should carefully evaluate with the patient whether a DES and its associated recommended DAPT regimen is the appropriate PCI choice.

Following PCI, if elective noncardiac surgery requiring suspension of antiplatelet therapy is considered, the risks and benefits of the procedure should be weighed against the possible risk associated with interruption of antiplatelet therapy. Patients who require premature DAPT discontinuation should be carefully monitored for cardiac events. At the discretion of the patient's treating physician(s), the antiplatelet therapy should be restarted as soon as possible.

¹ Levine GN, et al. 2016 ACC/AHA Guideline Focused Update on Duration

of Dual Antiplatelet Therapy in Patients With Coronary Artery Disease: A Report of the American College of Cardiology/American Heart Association Task Force on Clinical Practice Guidelines. J Am Coll Cardiol. 2016; doi:10.1016/j.jacc.2016.03.513. For full text, please refer to the following website: <http://content.onlinejacc.org/article.aspx?doi=10.1016/j.jacc.2016.03.513>.

² Mauri L, et al. Twelve or 30 Months of Dual Antiplatelet Therapy After Drug-Eluting Stents. N Engl J Med. 2014; 371:2155-66.

³ Urban P, Mehran R, Colleran R, et al. Defining High Bleeding Risk in Patients Undergoing Percutaneous Coronary Intervention. Circulation 2019;140:240-6.

⁴ Windecker S, Latib A, Kedhi E, et al. Polymer-based or Polymer-free Stents in Patients at High Bleeding Risk. The New England Journal of Medicine 2020;10.1056/NEJMoa1910021.

Potential Adverse Events

Other risks associated with using this device are those associated with percutaneous coronary diagnosis (including angiography and IVUS) and treatment procedures. These risks (in alphabetical order) may include but are not limited to: * Abrupt vessel closure * Access site pain, hematoma, or hemorrhage * Allergic reaction (to contrast, antiplatelet therapy, stent material, or drug and polymer coating) * Aneurysm, pseudoaneurysm, or arteriovenous fistula (AVF) * Arrhythmias, including ventricular fibrillation * Balloon rupture * Bleeding * Cardiac tamponade * Coronary artery occlusion, perforation, rupture, or dissection * Coronary artery spasm * Death * Embolism (air, tissue, device, or thrombus) * Emergency surgery: peripheral vascular or coronary bypass * Failure to deliver the stent * Hemorrhage requiring transfusion * Hypotension/hypertension * Incomplete stent apposition * Infection or fever * MI * Pericarditis * Peripheral ischemia/peripheral nerve injury * Renal failure * Restenosis of the stented artery * Shock/pulmonary edema * Stable or unstable angina * Stent deformation, collapse, or fracture * Stent migration or embolization * Stent misplacement * Stroke/transient ischemic attack * Thrombosis (acute, subacute, or late)

Adverse Events Related to Zotarolimus

Patients' exposure to zotarolimus is directly related to the total amount of stent length implanted. The actual side effects/complications that may be associated with the use of zotarolimus are not fully known. The adverse events that have been associated with the intravenous injection of zotarolimus in humans include but are not limited to: * Anemia * Diarrhea * Dry skin * Headache * Hematuria * Infection * Injection site reaction * Pain (abdominal, arthralgia, injection site) * Rash

The potential adverse reactions in nursing infants from zotarolimus have not been determined. The pharmacokinetic and safety profiles of zotarolimus in infants are not known.

Adverse Events Related to BioLinX™ polymer

Although the type of risks of the BioLinX™ polymer coating are expected to be no different than those of other stent coatings, the potential for these risks are currently unknown as the coating has limited previous use in humans. These risks may include but are not limited to the following:

* Allergic reaction * Focal inflammation at the site of stent implantation * Restenosis of the stented artery

Please reference appropriate product Instructions for Use for more information regarding indications, contraindications, warnings, precautions, and potential adverse events.

CAUTION: Federal (USA) law restricts this device to sale by or on the order of a physician. For further information, please call and/or consult Medtronic at the toll-free numbers or websites listed.

medtronic.com

Medtronic LifeLine Customer Support Product Services
Tel: 707.525.0111 Tel: 877.526.7890 Tel: 888.283.7868

UC201709175b EN ©2022 Medtronic. Medtronic, Medtronic logo, and Engineering the extraordinary are trademarks of Medtronic. All other brands are trademarks of a Medtronic company. For distribution in the USA only. 03/2022

Medtronic