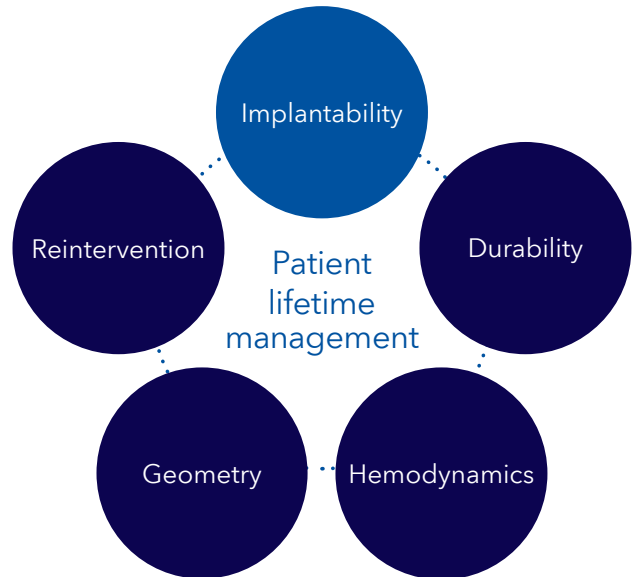


Medtronic

Mosaic™ Mitral Bioprosthesis


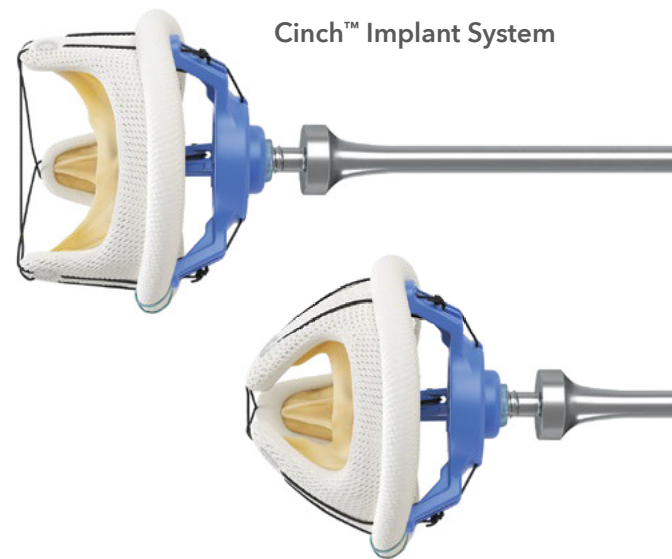
Designed with implantability in mind.



A smooth implant experience helps drive positive patient outcomes.

The Cinch implant system capitalizes on the flexible stent to facilitate valve implantation, particularly through tight patient anatomy:

- Aids minimally invasive procedures
- Helps prevent suture looping
- Protects tissue from inadvertent damage and prevents entanglement with the sub-valvular apparatus
- Clear marking for proper orientation assists with implantation
- Offers smooth needle penetration and suture placement with a fluffy, conformable cuff
- Provides improved visibility for proper implant orientation, which may reduce the risk of complications



Fully deflected
Correct

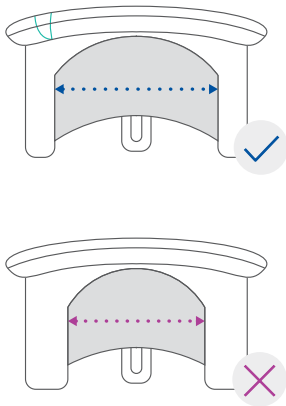
Over-deflected
Incorrect

Optimal deflection technique

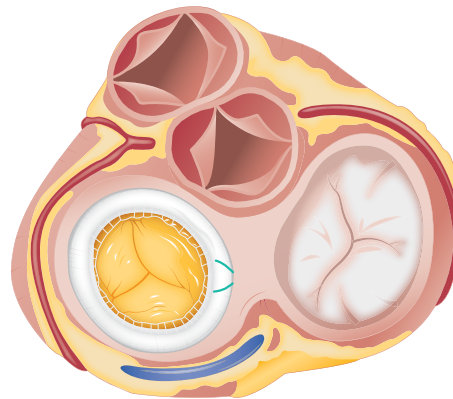
Actuate the ratchet mechanism of the holder by lightly grasping the sewing ring and rotating the handle clockwise. The mitral holder is considered fully deflected when a gap of 1-2 mm exists between any two of the three stent posts when viewed from the outflow aspect. The suture used to deflect the stent posts may break if the handle is over-tightened. Deflection beyond the fully deflected position does not provide increased ease of implant.

Orients to the native valve

The Mosaic stent reflects the asymmetry of the native porcine valve, and has one larger leaflet that's intended to align with the patient's anterior leaflet to accommodate ventricular flow.



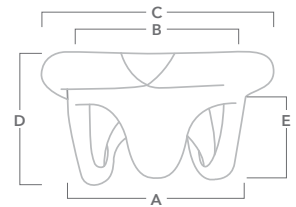
One leaflet on the Mosaic bioprosthesis is larger than the other two. This allows for a wider intercommissural distance to align with the LVOT. Other surgical valves have three equally spaced leaflets.



When the green suture marker is lined up with the right trigone, the valve is positioned properly.

Mosaic mitral valve, Model 310

Order number	Valve size (stent O.D.) [†] (± 0.5 mm)	Orifice diameter (stent I.D.) (± 0.5 mm)	Suture ring diameter (± 1 mm)	Valve height (± 0.5 mm)	Ventricular protrusion (± 0.5 mm)
	(A)	(B)	(C)	(D)	(E)
310C25	25	22.5	33.0	18.0	13.5
310C27	27	24.0	35.0	19.0	14.0
310C29	29	26.0	38.0	20.5	15.5
310C31	31	28.0	41.0	22.0	17.0
310C33	33	30.0	43.0	23.0	17.5



[†]Stent O.D. equivalent to annulus diameter.

Mosaic bioprosthesis accessories

Order number	Description
T7615MSM	Tray, accessory, Mosaic mitral
7639	Handle (234 mm length) pliant, without locknut to be used with Mosaic or Mosaic Ultra™ prostheses
7639XL	Handle (368 mm length) pliant, without locknut to be used with Mosaic or Mosaic Ultra prostheses
7310	Mosaic mitral obturator set (no handles, no tray)

Mosaic Bioprosthesis

Indications: For the replacement of malfunctioning native or prosthetic aortic and/or mitral heart valves. **Contraindications:** None known. **Warnings/Precautions/Adverse Events:** Accelerated deterioration due to calcific degeneration of bioprosthesis may occur in: children, adolescents, young adults, and patients with altered calcium metabolism (e.g., chronic renal failure, hyperparathyroidism). Adverse events can include: angina, cardiac arrhythmia, cardiac dysrhythmias, death, endocarditis, infection other than endocarditis, heart failure, hemolysis, hemolytic anemia, hemorrhage, transvalvular or paravalvular leak, myocardial infarction, nonstructural dysfunction, stroke, structural deterioration, thromboembolism, or valve thrombosis. **Caution:** Federal law (USA) restricts these devices to sale by or on the order of a physician. For a listing of indications, contraindications, precautions, warnings, and potential adverse events, please refer to the Instructions for Use. For countries that use eIFUs, consult instructions for use at this website www.medtronic.com/manuals. Note: Manuals can be viewed using a current version of any major internet browser.

Medtronic

710 Medtronic Parkway
Minneapolis, MN 55432-5604
USA

Toll-free in USA: 800.633.8766
Worldwide: +1.763.514.4000

medtronic.com

LifeLine
CardioVascular Technical Support
Tel: 877.526.7890
Tel: 763.526.7890
Fax: 763.526.7888
rs.structuralheart@medtronic.com

©2023 Medtronic. Medtronic, Medtronic logo, and Engineering the extraordinary are trademarks of Medtronic. All other brands are trademarks of a Medtronic company.

UC202300196b EN
04/2023