



# Intellis™ SCS reimagined

Intellis™ Pro spinal cord stimulation



Best full-body 1.5T and 3T  
MRI access†  
with impedance independence



Multiple waveform options  
allowing flexible patient programming



Smallest and thinnest  
designed for comfort




Intellis™ Pro continues to offer:

Superior back pain relief with DTM™ SCS<sup>7</sup>

AdaptiveStim™ technology

Proprietary Overdrive™ battery technology‡

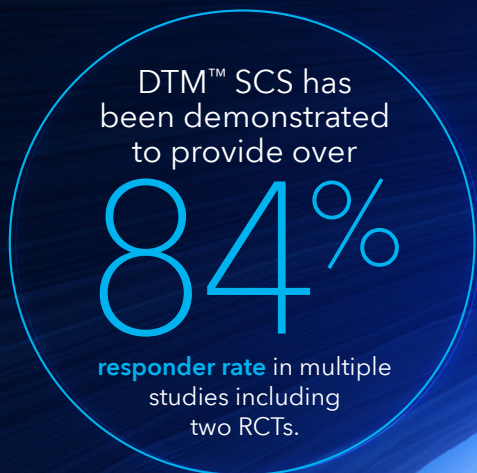
 † Under specific conditions. Refer to product labeling for full list of conditions.

‡ For more information on our industry-leading 9-year INS limited warranty, contact [rs.rtgwarranty@medtronic.com](mailto:rs.rtgwarranty@medtronic.com).

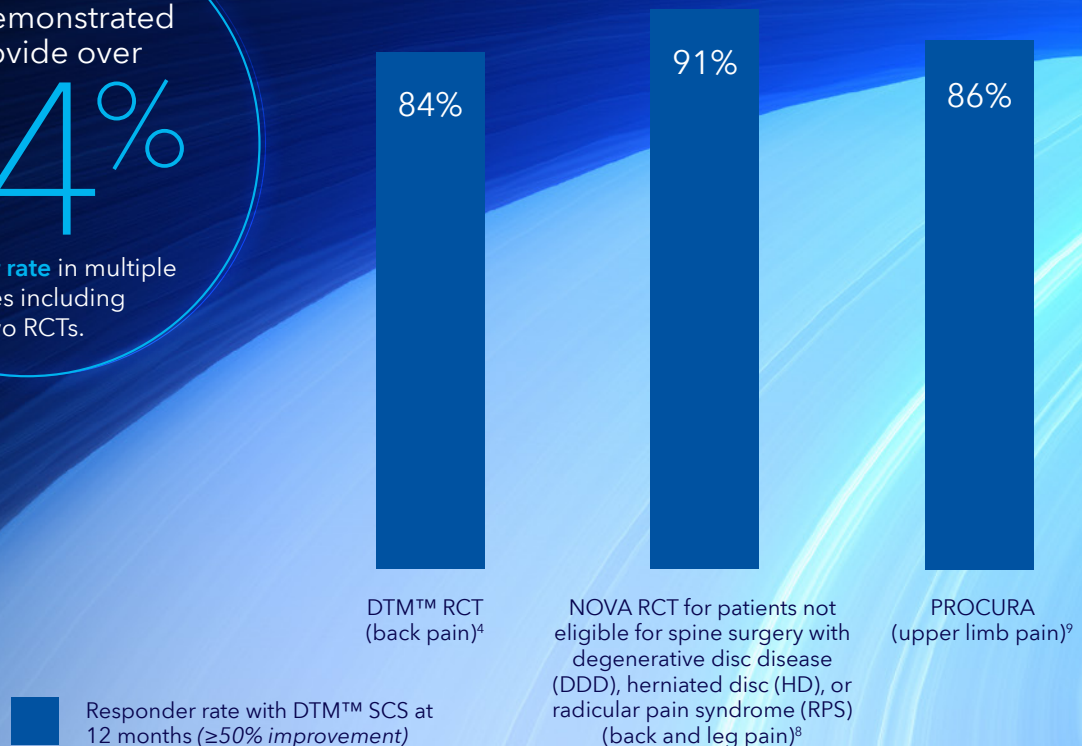
DTM™ SCS

# Superior pain relief proven across multiple RCTs<sup>7,8</sup>

**Decades of basic science research** led up to the creation of Differential Target Multiplexed™ spinal cord stimulation (SCS). DTM™ SCS was inspired by preclinical research demonstrating that DTM™ waveform can differentially modulate neurons and glial cells to balance interactions perturbed by neuropathic pain.<sup>4-6</sup>



Responder rate at 12 months



- DTM™ RCT<sup>7</sup>: Low back and leg pain, 94 implanted patients
- NOVA RCT<sup>8</sup>: Low back and leg pain, 77 implanted patients
- PROCURA single arm study<sup>9</sup>: Upper limb pain, 46 implanted patients

# Best full-body 1.5T and 3T MRI access<sup>†</sup>

**3T MRI has advantages over 1.5T** for several conditions and applications:<sup>2</sup>

- Breast cancer
- Brain tumors
- Stroke and lesions
- Heart diseases
- Vascular identification
- Prostate cancer
- Musculoskeletal conditions

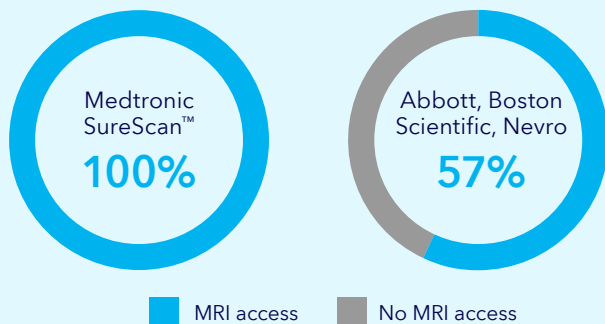
Intellis™ Pro patients  
can now access

95%

of MRI scanners<sup>1</sup>  
vs. 68% with  
1.5T only<sup>†</sup>

## Impedance independence

MRI access at 5-year follow-up



An independent study found that, at 5 years, **43% of Abbott, Boston Scientific, and Nevro patients lost their ability to undergo a scan** due to high electrode impedance.<sup>3</sup>



<sup>†</sup>Under specific conditions. Refer to product labeling for full list of conditions.

# Only Medtronic SCS systems offer unimpeded MRI access<sup>†</sup>

	Medtronic <sup>10†</sup>	Biotronik <sup>11</sup>	Boston Scientific <sup>12,13</sup>	Saluda <sup>14</sup>	Nevro <sup>15,16</sup>	Abbott <sup>17,18</sup>
Able to scan high impedance or fractured lead	✓	X	X	X	X	X
Able to scan fully discharged device	✓	X	X	X	X	X
1.5T full body normal operating mode <b>with every lead in the portfolio</b>	✓	✓	X	X	X	X
3T full body	✓	✓	X	X	X	X
Able to scan patient in prone position e.g., breast MR	✓	✓	✓	✓	✓	X

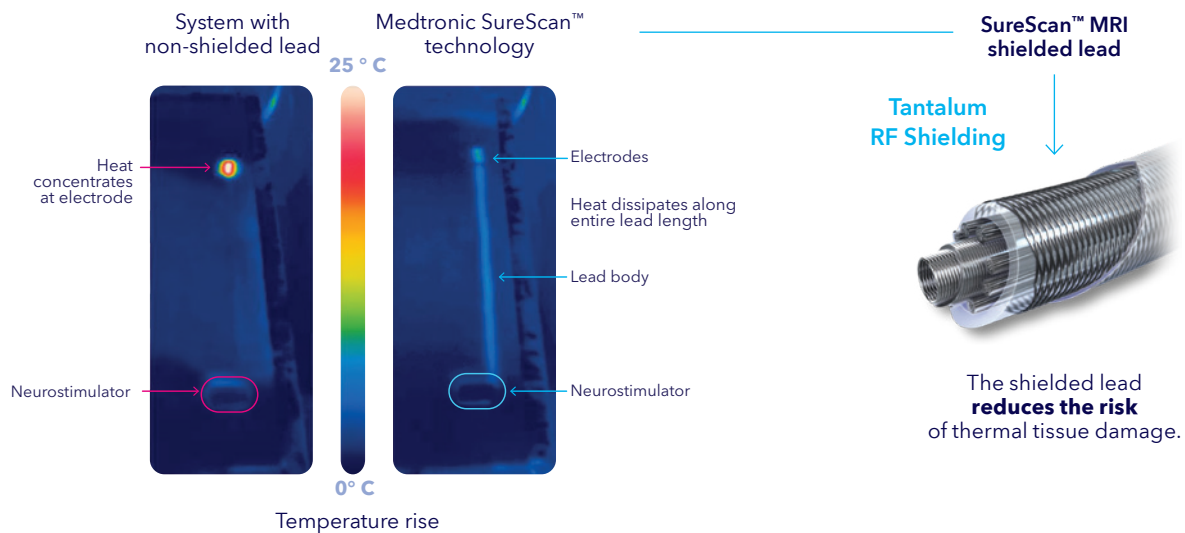
✓ Proceed with full-body MRI scan
 X Does not meet criteria

## Purposeful engineering for MRI

Only Medtronic has **protective lead shielding** that dissipates RF energy and allows out-of-range electrode impedances to be scanned safely.

✓ **Medtronic**

- ✗ Abbott
- ✗ Biotronik
- ✗ Boston Scientific
- ✗ Nevro
- ✗ Saluda



<sup>†</sup>Under specific conditions. Refer to product labeling for full list of conditions.

# Multiple waveform options allowing flexible patient programming

**Built on the latest SCS platform**, Intellis™ Pro introduces new programming features for enhanced flexibility over previous generation device.

- Eight independent groups for therapy personalization
- Enhanced cycling capability

**Patients now have a wider range of treatment options** at their fingertips, enabling them to easily switch based on their changing preferences.



# Smallest and thinnest designed for comfort

Intellis™ Pro



Saluda Evoke™<sup>19</sup>



Nevro Senza™<sup>23</sup>



Biotronik Propera™<sup>20</sup>



Boston Scientific WaveWriter Alpha™<sup>21</sup>



Abbott Eterna™<sup>22</sup>





Request to have a  
Medtronic representative  
contact you



Follow us on LinkedIn  
for updates on  
Medtronic Pain Therapies'  
products, solutions, and events

Visit [medtronic.com/intellis-pro](https://www.medtronic.com/intellis-pro)

1. Diagnostic Imaging Equipment Servicing. Market Insights. United States: Clarivate; 2022. Report No. 47031054.
2. Willinek WA, Schild HH. Clinical advantages of 3.0 T MRI over 1.5 T. *Eur J Radiol.* 2008;65(1):2-14. doi:10.1016/j.ejrad.2007.11.006
3. Mullins CF, Harris S, Pang D. A retrospective review of elevated lead impedances in impedance-dependent magnetic resonance-conditional spinal cord stimulation devices. *Pain Pract.* 2023;00:1-8. <https://doi.org/10.1111/papr.13301>
4. Vallejo R, Kelley CA, Gupta A, Smith WJ, Vallejo A, Cedeño DL. Modulation of neuroglial interactions using differential target multiplexed spinal cord stimulation in an animal model of neuropathic pain. *Mol Pain.* 2020 JanDec;16:1744806920918057.
5. Cedeno DL, Smith WJ, Kelley CA, Vallejo R. Spinal cord stimulation using differential target multiplexed programming modulates neural cell-specific transcriptomes in an animal model of neuropathic pain. *Mol Pain.* 2020;16:1744806920964360.
6. Smith WJ, Cedeño DL, Thomas SM, Kelley CA, Vetri F, Vallejo R. Modulation of microglial activation states by spinal cord stimulation in an animal model of neuropathic pain: Comparing high rate, low rate, and differential target multiplexed programming. *Mol Pain.* 2021 Jan-Dec;17:1744806921999013.
7. Fishman M, Cordner H, Justiz R, et al. Twelve-month results from multicenter, open-label, randomized controlled clinical trial comparing differential target multiplexed spinal cord stimulation and traditional spinal cord stimulation in subjects with chronic intractable back pain and leg pain. *Pain Pract.* 2021;21(8):912-923.
8. White T, Justiz R, Almonte W, et al. Twelve-month results from a randomized controlled trial comparing differential target multiplexed spinal cord stimulation and conventional spinal cord stimulation in subjects with chronic refractory axial low back pain not eligible for spine surgery. *N Am Spine Soc J.* 2024 Jul 17;19:100528.
9. White T, Justiz R, Fishman M, et al. Differential Target Multiplexed Spinal Cord Stimulation for the Treatment of Chronic Intractable Upper Limb Pain: 12-Month Results From a Prospective, Multicenter Study. *Neuromodulation.* Published online July 24, 2024.
10. MRI Guidelines for Medtronic Neurostimulation Systems for Chronic Pain, <http://manuals.medtronic.com>. February 2021.
11. Prospera Spinal Cord Stimulation System ProMRI MRI Guidelines Technical Manual. 461825, Revision D (2023-04-03).
12. ImageReady™ MRI Full Body Guidelines for Precision™ Montage™ MRI Spinal Cord Stimulator System. 2017 Boston Scientific Corporation. 91075353-04 Rev A 2017-09.
13. Boston ImageReady™ MRI Full Body Guidelines for WaveWriter Alpha™ and WaveWriter Alpha™ Prime Systems 92395569-01
14. Saluda Evoke® SCS System MRI Guidelines For US. D102263 Rev 5.00. 25 Sep 2023.
15. 1.5 Tesla and 3 Tesla Magnetic Resonance Imaging (MRI) Guidelines for the SENZA® Neuromodulation Systems. 11096 Rev M.
16. 1.5 Tesla and 3 Tesla Magnetic Resonance Imaging (MRI) Guidelines for Senza® HFX iQ™ System. 10001162 Rev A.
17. MRI Procedure Information Abbott Medical MR Conditional Spinal Cord Stimulation Systems Dorsal Root Ganglion Neurostimulation Systems | Abbott. ARTEN600266404 A
18. MRI Procedure Information MR Conditional Eterna™ Spinal Cord Stimulation System | Abbott. ARTEN600281904 A.
19. Evoke™ SCS System User Manual. D101706 Rev15.00. May 2024.7.
20. Prospera Spinal Cord Stimulation System. Implantation Instructions for Physicians. Technical Manual. 461826 Revision: F. 2023-04-03.
21. WaveWriter Alpha™ and WaveWriter Alpha™ Prime Implantable Pulse Generators Directions for Use. 92395542-01 Content ID: MP92395542-01 REV B.
22. Abbott Eterna™ implantable pulse generator model 32400 -Clinician's system manual 2022-12 ARTEN600144282 C.
23. Clingan JA, Patel A and Maher DP (2020) Survey of Spinal Cord Stimulation Hardware Currently Available for the Treatment of Chronic Pain in the United States.

#### SPINAL CORD STIMULATION BRIEF SUMMARY

**INDICATIONS** Spinal cord stimulation (SCS) is indicated as an aid in the management of chronic, intractable pain of the trunk and/or limbs-including unilateral or bilateral pain.

**CONTRAINDICATIONS** Diathermy - Energy from diathermy can be transferred through the implanted system and cause tissue damage resulting in severe injury or death. **WARNINGS** Sources of electromagnetic interference (e.g., defibrillation, electrocautery, MRI, RF ablation, and therapeutic ultrasound) can interact with the system, resulting in unexpected changes in stimulation, serious patient injury or death. An implanted cardiac device (e.g., pacemaker, defibrillator) may damage a neurostimulator, and electrical pulses from the neurostimulator may cause inappropriate response of the cardiac device. Patients with diabetes may have more frequent and severe complications with surgery. A preoperative assessment is advised for some patients with diabetes to confirm they are appropriate candidates for surgery. **PRECAUTIONS** Safety and effectiveness has not been established for pediatric use, pregnancy, unborn fetus, or delivery. Avoid activities that put stress on the implanted neurostimulation system components. Recharging a rechargeable neurostimulator may result in skin irritation or redness near the implant site. **ADVERSE EVENTS** May include: undesirable change in stimulation (uncomfortable, jolting or shocking); hematoma, epidural hemorrhage, paralysis, seroma, infection, erosion, device malfunction or migration, pain at implant site, loss of pain relief, and other surgical risks. Adverse events may result in fluctuations in blood glucose in patients with diabetes. Refer to [www.medtronic.com](http://www.medtronic.com) for product manuals for complete indications, contraindications, warnings, precautions and potential adverse events. Rx only. Rev 0422

# Medtronic

710 Medtronic Parkway  
Minneapolis, MN 55432-5604  
USA  
Tel: 763-514-4000

[medtronic.com](https://www.medtronic.com)

©2024 Medtronic. All rights reserved. Medtronic, Medtronic logo, and Engineering the extraordinary are trademarks of Medtronic. <sup>TM</sup>\*\* Third-party brands are trademarks of their respective owners. All other brands are trademarks of a Medtronic company. 10/2024 - UC202502276 EN - WF#14355197