

Medtronic

Un Predictable from access to ablation

The ViaVerte™ BVNA system sets a new level of control with steerable trajectory, intraoperative ablation zone confirmation, and RF ablation time of 5 minutes or less.†,1

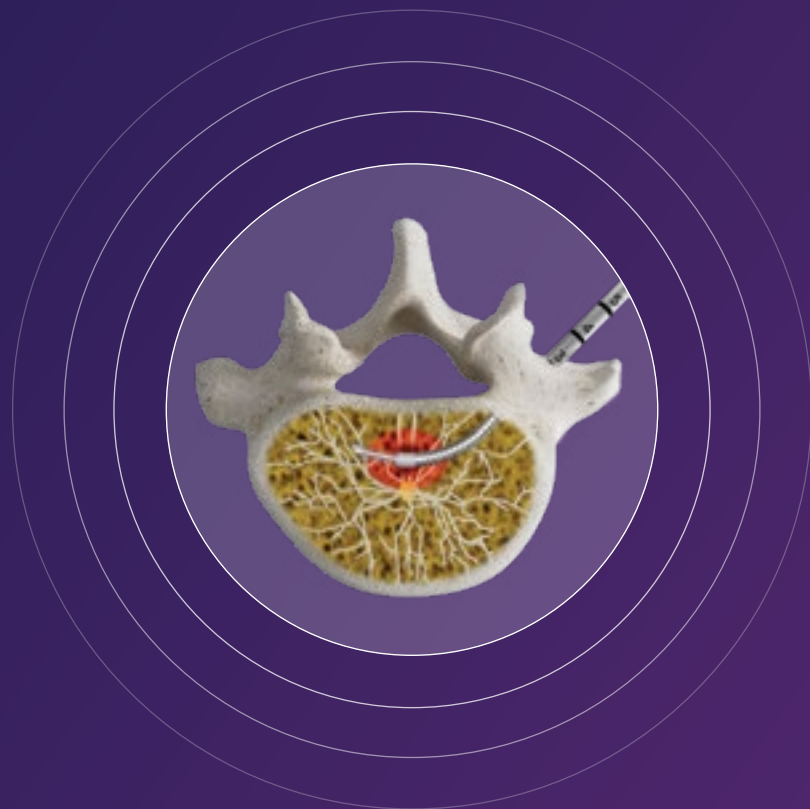
ViaVerte™ basivertebral nerve
ablation (BVNA) system

† Single-center study, n=56, RF ablation time may vary based on power settings



BVNA depends on precision

In basivertebral nerve ablation (BVNA), everything comes down to a single point, the source of pain. It's why precision matters most. Small differences in placement and limited control inside the vertebra can create variability.



A new level of control in BVNA

The ViaVerte™ BVNA system is designed to support a more confident approach to vertebrogenic pain treatment, combining precise placement, predictable ablation sizing, and efficient procedure times.[†]

Precise

Unparalleled steerability for precise BVN targeting

Predictable

Intraoperative confirmation of the ablation zone

Fast

Patient-specific RF ablation time of 5 minutes or less^{†,1}

[†] Single-center study, n=56, RF ablation time may vary based on power settings

Built for procedural confidence

Unparalleled steerability for precise BVN targeting

- First and only BVNA access tools with steerable mechanism for trajectory control
- Robust stainless-steel design maintains articulation and curve control
- Small gauge (11 G) osteotome and probe

PowerCURVE™
Navigating
Osteotome
for channel creation


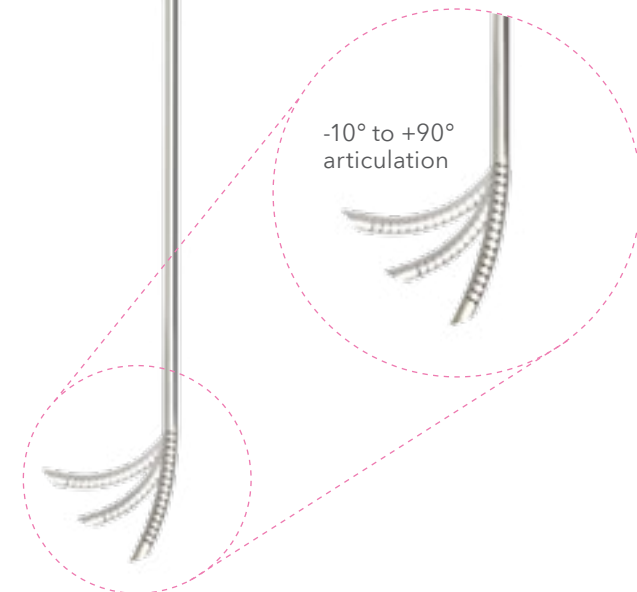
Enables physician
to control depth of
insertion and degree
of articulation



ViaVerte™
Ablation
Instrument
(probe)

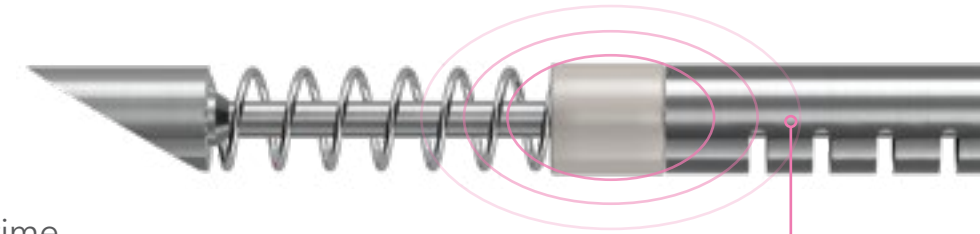


-10° to +90°
articulation



Intraoperative confirmation of the ablation zone

- The only BVNA system with real-time thermal monitoring at the periphery of the ablation zone
- Passive thermal protection of surrounding tissue



Thermocouple (TC) located 5 mm away from center of the lesion provides intraoperative confirmation of lesion size when reaching 50°C

Patient-specific RF ablation time of 5 minutes or less†,1

- The only BVNA system that automatically stops RF delivery upon reaching target ablation size



ViaVerte™ RF generator stops energy delivery when 5 mm thermocouple (TC) reaches 50°C, optimizing ablation time case by case‡

† Single-center study, n=56, RF ablation time may vary based on power settings
‡ When using default setting, larger lesion can be obtained with 3W+2min setting

Know the difference

	Medtronic ViaVerte™	Boston Scientific Intracept™*4,5,6,9	Stryker ObtaBlate™** BVN ^{2,3,7}
Physician-controlled steerable mechanism	✓	✗ Pre-curved	✗ Pre-curved
Stainless-steel material for all access tools	✓	✗	Data Not Available
Small gauge access cannula	✓ 10G	✗ 8G	✓ 10G
Patient-specific ablation time	✓	✗	✗
Intraoperative ablation zone confirmation	✓	✗	✗

Results^{1,10}

Key takeaways

- Durable pain and disability improvement at 12 months
- Imaging and procedural consistency
- No immediate or delayed complications detected via CT scan at 1 month or MRI scan at 3 months

VAS score | Pain

96%

Clinical success rate for pain relief^f

90%

Estimated pts with ≥ 50% VAS reduction at 12-mo^{±,10}

ODI score | Disability

96%

Patients with ≥10 ODI point improvement at 12-mo[†]

Ablation time

≤5 minutes

Active RF ablation[§]

Design

Prospective, single-arm, single-center study evaluating CT-guided intra-osseous BVN radio frequency ablation using the STAR RF platform, with outcomes reported through 12 months (single-center study n=56 patients with vertebrogenic chronic LBP).

Limitations


- Single-center study introduces significant risk of bias to results
- Comprehensive patient selection criteria limit the ability to evaluate relative to other published studies
 - Patients required to have Modic type I or mixed type I/II changes AND radiotracer uptake on SPECT-CT AND negative response to medial branch block
- Mean and standard deviation for outcomes not reported, limiting insight into data distribution

[†] Defined as a VAS decrease more than 2.0 cm and at least a 10-point decrease in ODI, n=56, single-center study

[±] 95% CI 79-97%; Exact threshold unpublished

[§] Ablation times may vary based on power setting used

Ablation zone size[†]



Power setting: 3W, 5W, 7.5W, 10W

TC ablation condition: Ablate 5 mm TC to 50°C

Ablation zone (long x short axis): 1.3 cm x 0.7 cm

Power setting: 3W + 2 minutes

TC ablation condition: Ablate 5 mm TC to 50°C + 2 minutes

Ablation zone (long x short axis): 1.7 cm x 1.0 cm

ViaVerte™ BVNA system

ViaVerte™ RF Generator

Model Number	Name
VVG1000	ViaVerte™ RF Generator

ViaVerte™ Steerable RF Ablation Kit

Model Number	Name	Gauge	Total Working Length	Articulating Tip	Material
VVB001 VVB001-P ViaVerte™ Steerable RF Ablation Kit	ViaVerte™ Introducer (Cannula + Stylet)	10G	12 cm		Stainless Steel
	PowerCURVE™ Navigating Osteotome	11G	17.1 cm	3.2 cm	Stainless Steel
	ViaVerte™ Ablation Instrument (Probe)	11G	17.5 cm	3.5 cm	Stainless Steel
	Hand Switch Cable		10 ft		
	AE Cable		10 ft		

[†] Based on probe location at the intended target location and in the plane of the basivertebral foramen (BVF)

Experience a new level of control in BVNA

Medtronic offers the most comprehensive portfolio of pain therapies to help treat chronic pain. The ViaVerte™ BVNA system provides another option to offer patients a minimally invasive, same day outpatient procedure to find pain relief.



Learn more at [medtronic.com/viaverte](https://www.medtronic.com/viaverte)

References

1. De Vivo, A. E., et al. *Neuroradiology*, 63 (6), 809-815. <https://doi.org/10.1007/s00234-020-02577-8>
2. Stryker OptaBlate BVN Launch Slick: IVS-OPTABVN-BROC-1615000_REV-1
3. Stryker OptaBlate vs. Intracept brochure: IVS-OPTABVN-COMP-1897589_REV-2
4. Boston Scientific BVNA Intracept EDGE brochure: NM-2142215-AD
5. Relievant Medsystems Intrecept brochure: MKTR 0052, Rev C
6. Relievant Medsystems RF Generator User Manual
7. Stryker OptaBlate RF Generator System 700001075365 REV-AH 2025-07
8. ViaVerte Steerable RF Ablation Kit Instructions for Use and ViaVerte RF Generator Operations Manual 40332100
9. K170827 510k FDA letter for INTRACEPT Intraosseous Nerve Ablation System, July 7, 2017
10. Conger A, et al. *Pain Med.* 2022;23(Suppl 2):S50-S62. doi:10.1093/pm/pnac070

Risk information

Risks of the system include damage to surrounding tissue through iatrogenic injury as a consequence of electrosurgery; pulmonary embolism; nerve injury including thermal injury, puncture of the spinal cord or nerve roots potentially resulting in radiculopathy, paresis, and paralysis.

For full risk information, please see ViaVerte™ BVNA System Risk Information:
<https://www.medtronic.com/en-us/l/d/viaverte-basivertebral-nerve-ablation-system.html?sheet=open>

Medtronic

710 Medtronic Parkway
Minneapolis, MN 55432-5604
USA
Tel: 763-514-4000

[medtronic.com](https://www.medtronic.com)

©2026 Medtronic. Medtronic, Medtronic logo, and Engineering the extraordinary are trademarks of Medtronic. ™*Third-party brands are trademarks of their respective owners. PowerCURVE is a registered and unregistered trademark of DFine, Inc. All other brands are trademarks of a Medtronic company.

05/2026 - US-NEU-2600481 v2.0