



Small. Simple. Precise.

C315 Delivery Catheter

For the SelectSecure™ Lumenless Lead

Small.

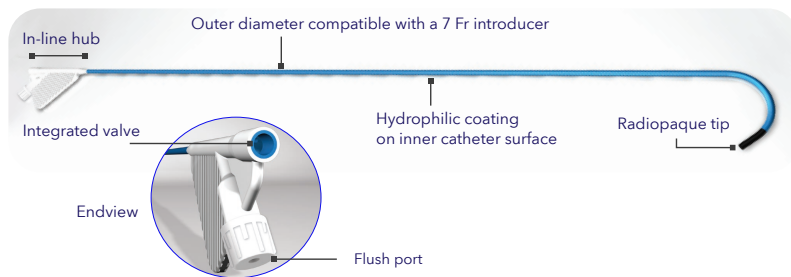
Compatible with a
7 Fr introducer

Simple.

Simple procedure
with the catheter's
integrated valve and
fixed shape.

Precise.

Designed to deliver
a lead to specific
locations, including
His-bundle



Specifications

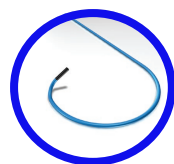
C315 Delivery Catheter

Length of catheter shaft	20 cm – C315H20 30 cm – C315J, C315S4, and C315S5 40 cm – C315S10 and C315H40 43 cm – C315HIS
Inner diameter	5.4 Fr (1.8 mm)
Outer diameter	7.0 Fr (2.4 mm)
Dilator is compatible with	0.96 mm (0.038 in) guidewire


SelectSecure™ MRI SureScan™ 3830 lumenless lead

Standard lengths	59, 69 and 74 cm
Polarity	Bipolar
Chamber	Ventricle, Atrium, bundle of His or left bundle branch area*
Fixation	Fixed helix screw
Insulation	
Inner insulation:	Silicone (MED-4719) and ETFE
Outer insulation:	Polyurethane 55D
Steroid	Beclomethasone dipropionate
Lead body diameter	4.1 Fr (1.4 mm)
Helix length	1.8 mm
Tip-to-ring spacing	9 mm
Connector	IS-1 BI


*As an alternative to right ventricular pacing in a single or dual chamber pacing system.




HIS
Designed for placement in bundle of His




H20
Short working length designed for access into small patients



H40
Designed for placement in the apex, triangle of Koch



J
Designed for placement in RA appendage, high atrial septum, lateral free wall



S4
Designed for placement in Bachmann's Bundle, high atrial septum, low atrial septum



S5
Designed for placement in Bachmann's Bundle, high atrial septum, low atrial septum



S10
Designed for placement in RVOT, mid ventricular septum

Brief Statement

See the device manual for detailed information regarding the instructions for use, the implant procedure, indications, contraindications, warnings, precautions, and potential adverse events. If using an MRI SureScan® device, see the MRI SureScan® technical manual before performing an MRI. For further information, contact your local Medtronic representative and/or consult the Medtronic website at medtronic.eu.



www.medtronic.com/manuals

Consult instructions for use at this website. Manuals can be viewed using a current version of any major Internet browser. For best results, use Adobe Acrobat Reader® with the browser..

Medtronic

Europe

Medtronic International Trading Sàrl.
Route du Molliau 31
Case postale
CH-1131 Tolochenaz
www.medtronic.eu
Tel: +41 (0)21 802 70 00
Fax: +41 (0)21 802 79 00

medtronic.eu

United Kingdom/Ireland

Medtronic Limited
Building 9
Croxley Park
Hatters Lane
Watford
Herts WD18 8WW
www.medtronic.co.uk
Tel: +44 (0)1923 212213
Fax: +44 (0)1923 241004

CE
0344

UC200902540d-lead-c315-spec-sheet-en-emea-10110722 © Medtronic 2024. All rights reserved. Medtronic, Medtronic logo, and Engineering the extraordinary are trademarks of Medtronic. All other brands are trademarks of a Medtronic company.